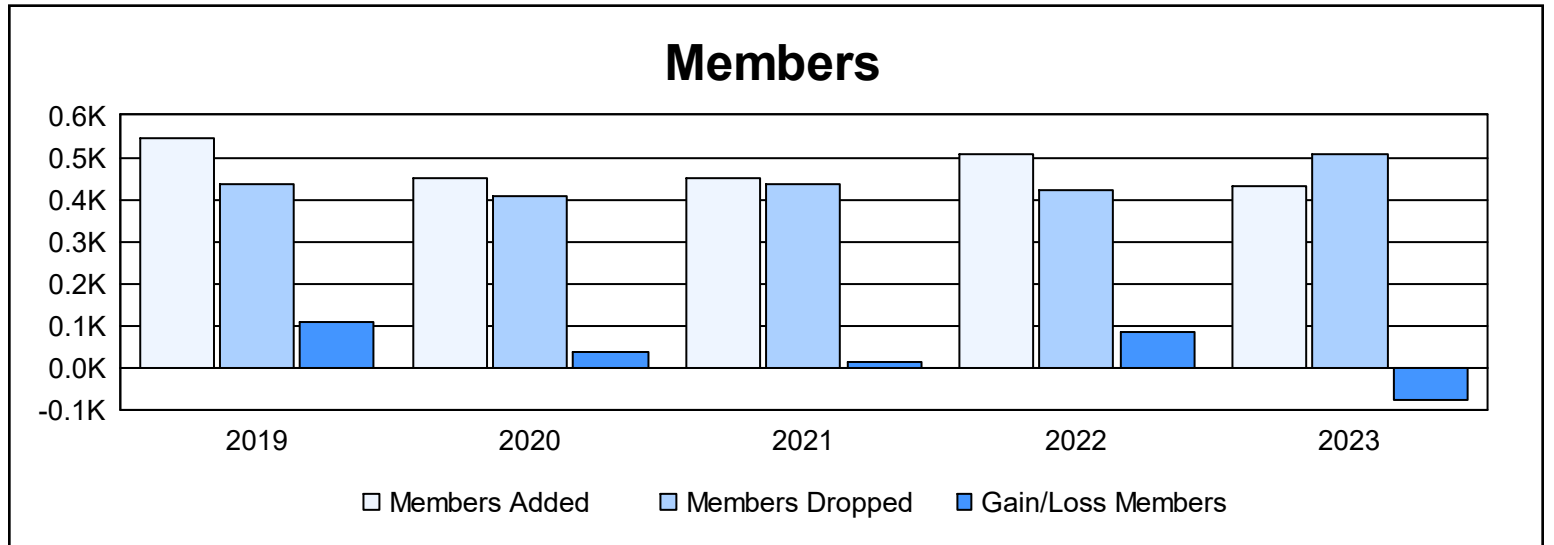
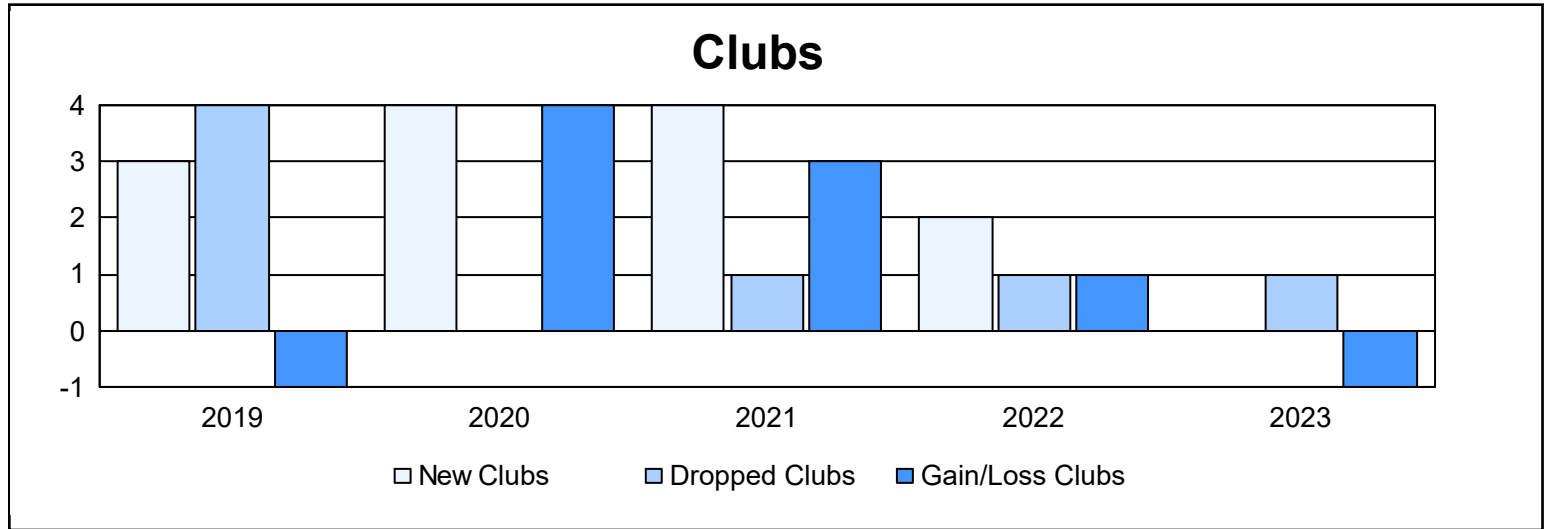
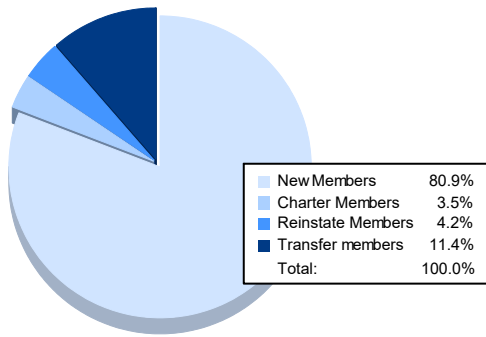


| Year           | New Clubs | Dropped Clubs | Gain/ Loss Clubs | New Members | Charter Members | Reinstate Members | Transfer Members | Total Member Added | Total Members Dropped | Gain/ Loss Members |
|----------------|-----------|---------------|------------------|-------------|-----------------|-------------------|------------------|--------------------|-----------------------|--------------------|
| 2018-2019      | 3         | 4             | -1               | 392         | 84              | 46                | 22               | 544                | 435                   | 109                |
| 2019-2020      | 4         | 0             | 4                | 318         | 99              | 13                | 18               | 448                | 409                   | 39                 |
| 2020-2021      | 4         | 1             | 3                | 318         | 99              | 17                | 18               | 452                | 437                   | 15                 |
| 2021-2022      | 2         | 1             | 1                | 401         | 61              | 14                | 31               | 507                | 422                   | 85                 |
| 2022-2023      | 0         | 1             | -1               | 347         | 15              | 18                | 49               | 429                | 508                   | -79                |
| <b>Average</b> | <b>3</b>  | <b>1</b>      | <b>1</b>         | <b>355</b>  | <b>72</b>       | <b>22</b>         | <b>28</b>        | <b>476</b>         | <b>442</b>            | <b>34</b>          |



### Membership Composition June 2023 Cumulative



### Gender Composition June 2023 Cumulative

